

SUPRAFEȚE		suprafața utilă (mp)
plan	Zone denumire	
subsol	CS S-01	51,39
	CS S-02	19,80
	CS S-03	11,54
	CS S-04	11,71
	CS S-05	10,36
	depozitare s1	114,83
	depozitare s2	98,58
	G.S. 5	9,36
	grup de pompare	24,75
	parcare	3.303,43
	sas	69,88
		3.725,63 m²
tip	Numar	
Autoturism		94
autoturism destinat persoanelor cu dizabilitati		5
autoturism electric		6
Total		114

stalp B.A. 60x60cm

REI 180  perete exterior BCA+ termoizolatie

REI 180 diafragma B.A. + termoizlatie

perete interior BCA

perete interior de co

0

geam termopan+stru

EXIT evacuare, cu ins


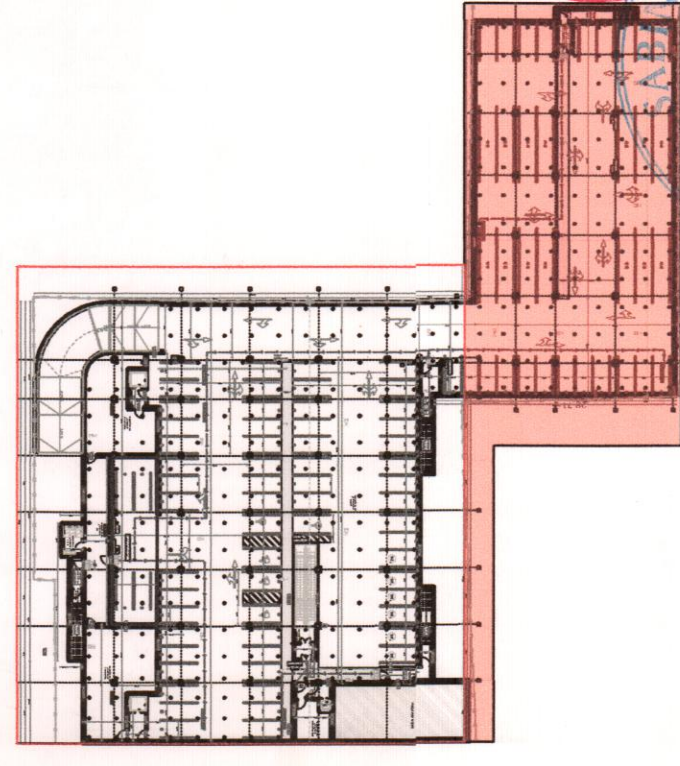

cu acumulator cu a

1111

inox, cu usa din sticlă

robinet hidrant, teav
rabatabil

☐ Sprinklere



PLAN SUBSOIL A

1.100